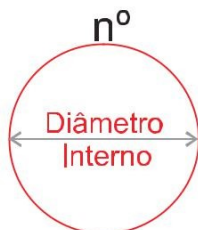
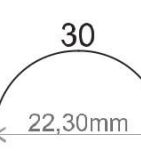
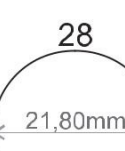
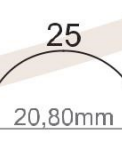
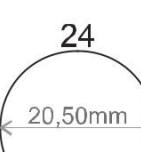
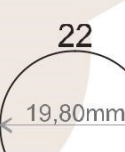
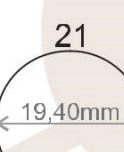
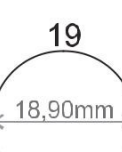
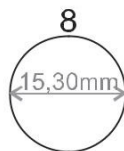


Qual é a medida do meu anel?



1 - Imprima esta folha A4 com escala a 100%. Certifique-se que a régua mede 10cm.

2 - Coloque um anel que habitualmente usa no mesmo dedo onde vai usar o anel a comprar e faça-o corresponder com um dos círculos. O círculo deverá ficar totalmente incluído no diâmetro interno do seu anel.